

Country Fact Sheet

SERBIA

Capital

Belgrade

Population (millions)

7.0

Nominal GDP (USD bil, PPP)

105.7

Opportunities for Italian exports

58/100

Export opportunity index

31/100

Investment opportunity index

46°

Market for Italian exports

2°

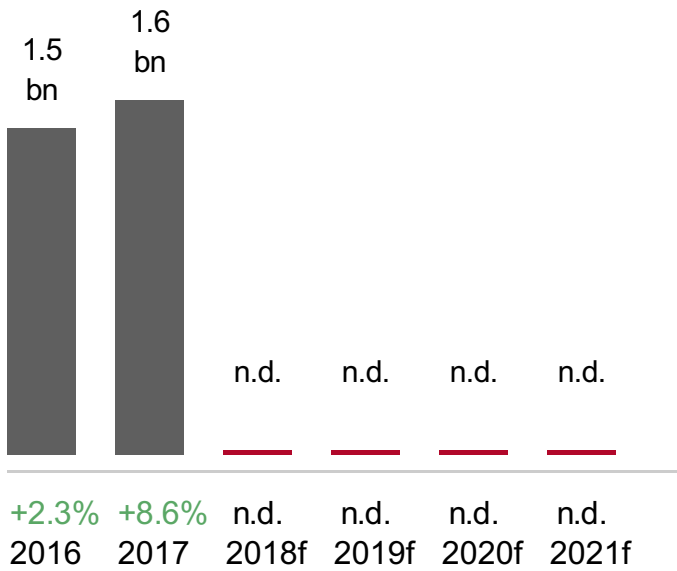
Target market for Italian exports to Non-EU European countries-CIS

-


Potential increase in Italian exports by 2021 (€)

Italian exports

(values in €, % change)



Export market shares of Italy and its peers

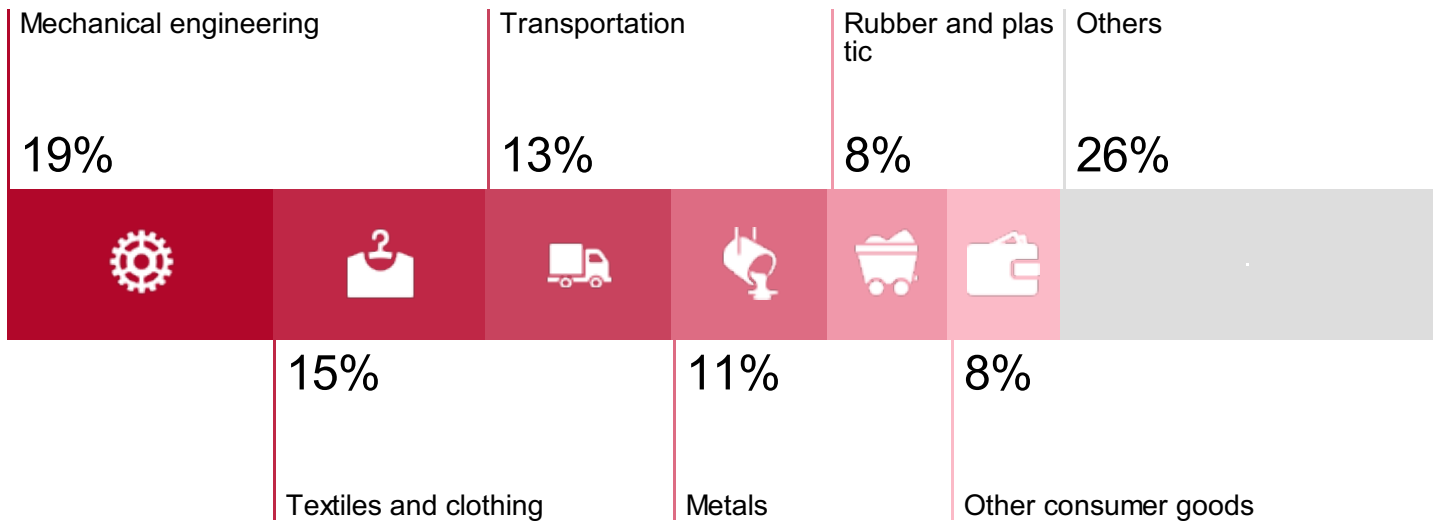


Italian imports 2017

vs previous year

€ 1.8 bn
+1.4%

Italian exports by sector (2017)



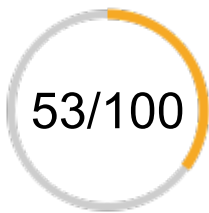
Sectors of opportunity



Risk indicators



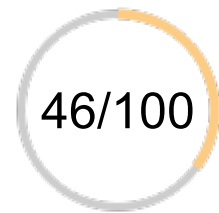
Average political risk



Expropriation and breach of contract risk



War and civil disturbance risk



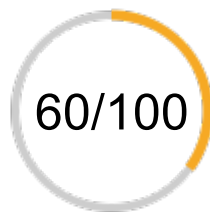
Transfer and convertibility risk



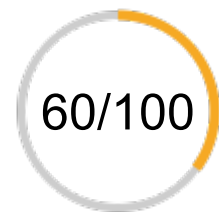
Average credit risk



Sovereign credit risk



Bank credit risk



Corporate credit risk

OECD Country Risk
Category

5

S&P'S rating

BB

Moody's rating

Ba3

Fitch rating

BB

The country in figures

Economic performance in 2017

GDP growth

1.9%

vs previous year

Growth of GDP per capita

-

vs previous year

Government balance

1.5%

of GDP

Public debt

62.5%

of GDP

Foreign debt

66.4%

of GDP

Stocks

5.6

months of imports

Political and social context

Human development

67°

out of 188 countries

Unemployment

14.1%

Distribution of wealth

-

held by the richest 10% of the population

Business climate

Doing Business Index

48°

out of 190 countries

Economy competitiveness

65°

out of 140 countries

Perceived corruption

77°

out of 180 countries

Register a company: 6 days

Obtain a judgment: 635 days

Recovery rate: 34.5%

Banking system

Concentration top 3 banks

37.6%

of total assets

Interest on loans

8.2%

Nonperforming loans

-

of total loans

Banks pre-entrusted by SACE

- Banca Intesa ad Beograd
 - ProCredit Bank ad Beograd
 - ProCredit Bank Sh.a
 - Raiffeisen Banka ad Beograd
-